# TRADING HUB 3.0

## Identify Liquidity or Become Liquidity




MEMBER HANDBOOK *2023*

MR. KHAN

## TRADING HUB 3.0

Want the shortcut? JUKA maps everything in this book for you.

# Now let JUKA do it automatically.




- Auto structure mapping — BOS / CHoCH / Inducement
- Order Blocks, Liquidity Sweeps and Fair Value Gaps
- No repaint — confirmed structure never redraws

**JUKA — Smart Money Structure Indicator**

**Try JUKA FREE for 3 days**

Message @hotayxanhvn on Telegram — no card required

**$60 lifetime access**

invite-only on TheFreeChat or TradingView

**$99 one-time — full Pine Script source code**

**tradinghubsmc.com/juka**

Telegram: @hotayxanhvn

# RISK DISCLAIMER

**TRADING HUB** is not a Registered investment , Legal Tax advisor or a Broker Dealer Company. All investment and Financial Opinions Expressed by **TRADING HUB** are from personal research and experience and are intended as educational material. Although best efforts are made to ensure that all information is accurate and up to date, occasionally unintended errors and misprints may occur. Leverage Trading is High Risk Business so Trade Carefully on your risk research. Trade and investment own Risk, we are not Responsible for your profit and Losses.

We're Wishing you Successful Trading Journey.



All Right Reserve © 2023

# WELCOME

Most Welcome to Become Part of True Smart Money Concept. inside of this E-book you'll Learn all about SMC that how things actually works in easy to understand way. All about Structure Mapping , Liquidity  Entry Mastery. You can apply anywhere like Forex Pairs , Stocks , CryptoCurrency and indices etc. Study as much Possible study again and again  because maybe its take some time understand few topics but once you understand that how things actually works then definitely you'll Smash it , this is GAME CHANGER way to understand reason behind price movement.

We're Wishing you Successful Trading Journey.


All Right Reserve © 2023

# KEYWORDS SHORTCUT

| | |
|---|---|
| **SMC** | **S**mart **M**oney **C**oncept |
| **SMT** | **S**mart **M**oney **T**rap |
| **BOS** | **B**reak **O**f **S**tructure |
| **FBOS** | **F**ake **B**reak **O**f **S**tructure |
| **CHOCH** | **C**hange **O**f **C**haracter |
| **IDM** | **I**nducement |
| **OB** | **O**rder **B**lock |
| **OF** | **O**rder **F**low |
| **FVG** | **F**air **V**alue **G**ap |
| **IMB** | **I**mbalance |
| **IPA** | **I**nefficient **P**rice **A**ction |
| **IFC** | **I**nstitutional **F**unding **C**andle |
| **POI** | **P**rice **O**f **I**nterest |
| **AOI** | **A**rea **O**f **I**nterest |
| **HTF** | **H**igher **T**ime **F**rame |
| **LTF** | **L**ower **T**ime **F**rame |
| **EQH** | **E**qual **H**igh |
| **EQL** | **E**qual **L**ow |
| **SnR** | **S**upport & **R**esistance |
| **D2S** | **D**emand to **S**upply |
| **S2D** | **S**upply to **D**emand |
| **ERL** | **E**ngineering **L**iquidity |
| **BSL** | **B**uy **S**ide **L**iquidity |
| **SSL** | **S**ell **S**ide **L**iquidity |
| **TL** | **T**rendline |
| **PDH** | **P**revious **D**ay **H**igh |
| **PDL** | **P**revious **D**ay **L**ow |
| **PWH** | **P**revious **W**eek **H**igh |
| **PWL** | **P**revious **W**eek **L**ow |
| **HOD** | **H**igh **O**f the **D**ay |
| **LOD** | **L**ow **O**f the **D**ay |
| **SOS** | **S**ign **O**f **S**trength |
| **SOW** | **S**ign **O**f **W**eakness |
| **LQD** | **L**iquidity |


All Right Reserve © 2023

# TABLE OF CONTENT


- True Mechanical Structure Mapping with Advance level Details SMC .
- Understand BOS - CHoCH - Pullback in Depth
- Complete Details Order Flow - Order Block - Imbalance - Institutional Funding Candle
- Types of Liquidity (Retailer Patterns Liquidity - Smart Money Traps - Session Liquidity - Daily Liquidity)
- High Probability POI identifications Secrets
- Best Multiple Time Frame Analysis Combination
- High Probability Entries Types Explanation in Depth - Single Candle Mitigation - Ping Pong Entries - Multiple Scale Entries
- Risk Management
- Thank You




All Right Reserve © 2023

# IMPULSE & CORRECTION

When Market momentum is very strong to the upside or downside those types strong unhealthy price action is called Impulsive Move, Price generally move in two way impulse and correction. you can understand like this in impulsive move lots of institutional and Banks Buying Momentum and correction phase retail traders trying to buy sell and market move in a particular range. Now i am going to explain you here in details that how its looks.



——————— impulsive Move

---------- Corrective Move

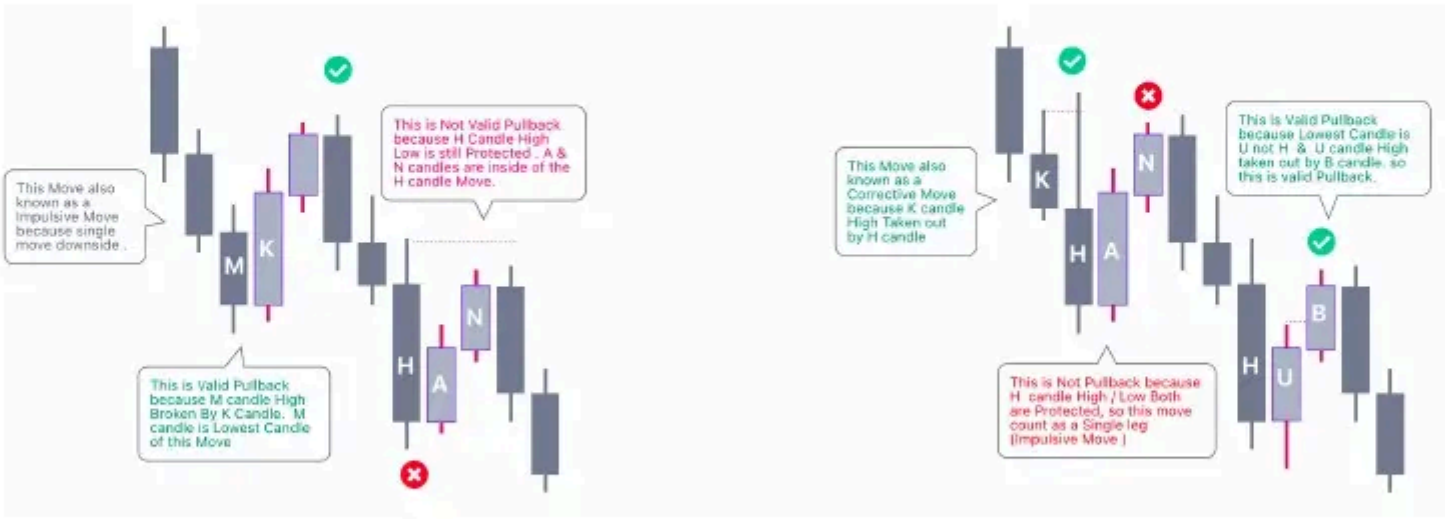




All Right Reserve © 2023

## Remember

When Price taken out Prev Candle High / Low then candle colors not matter may be Bullish or bearish in both scenarios are valid. one more thing Price taken out High/Low then sometimes candle close or Sweep Prev Candle High Low . Both scenarios are valid.

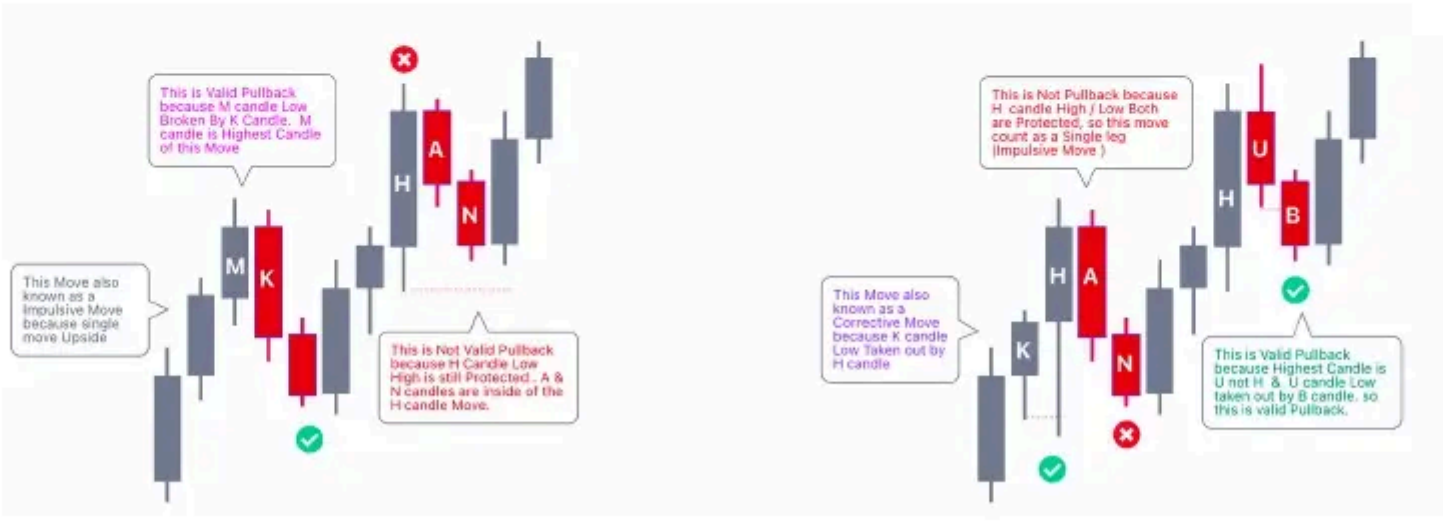


## Valid Pullback identification

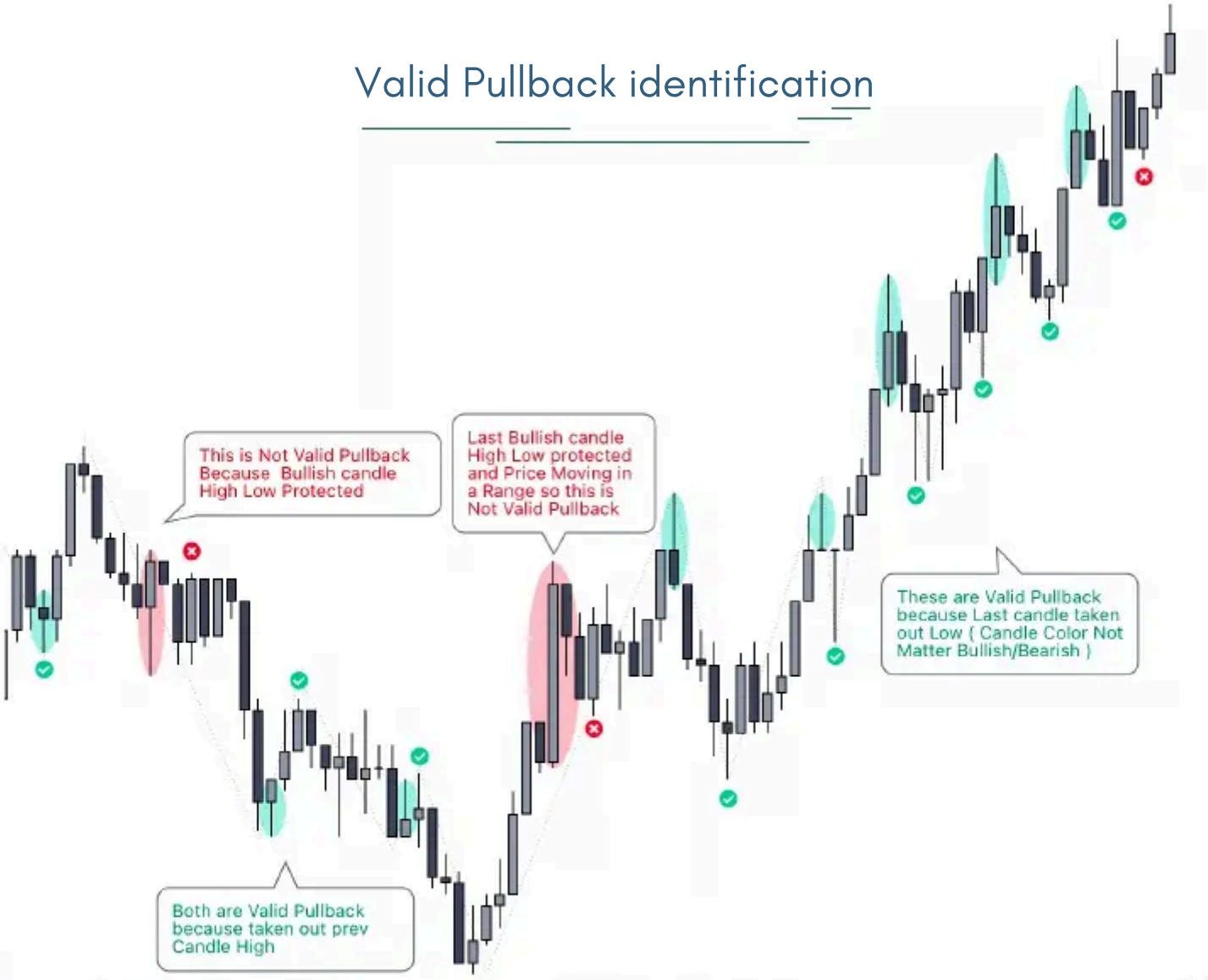


@trading_hub_

All Right Reserve © 2023

tradinghubsmc.com

# STRUCTURE MAPPING

Smart Money Concept basically backbone of two things Structure and Liquidity , in this part we are going to discussion in details about Break of Structure and Change of Character. to marking structure usually we need one thing that is inducement to confirm structure also to take entries . Inducement are very important to marking structure, now i am going to show you exactly that how you can draw advance structure in different different situation and what kind of criterias you should follow to marking structure.

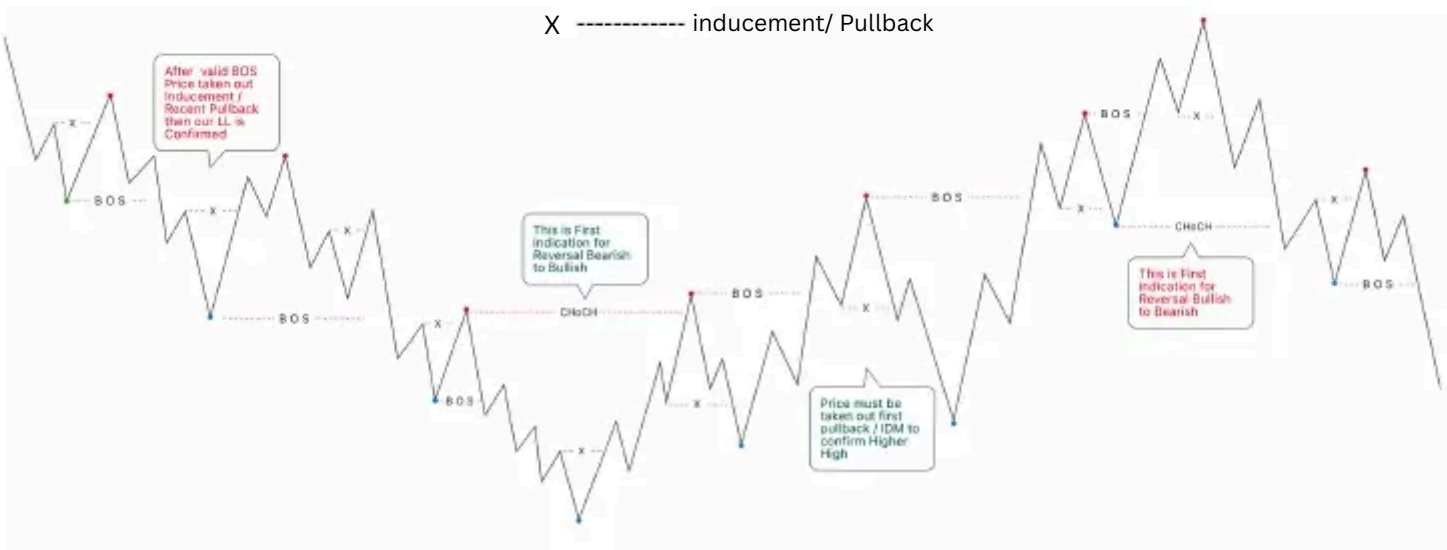





















All Right Reserve © 2023

## Remember

Market is Bullish or Bearish doesn't Matter in both scenarios you need complete candle closure to confirm Break of structure if price candle sweep so those structure count as a Liquidity sweep / Stop hunt . Now i am going to show you some Bullish structure Diagrams that how you can identify valid and invalid BOS / CHoCH .









All Right Reserve © 2023

## Remember

These are Bullish and Bearish Chart explanations you need to understand every point very carefully and peacefully because once you understand Structure mapping clearly then rest things will be easy to understand. Again and again try to understand each point and topic as much possible then forward on next topic. This is game changer and unique way to structure mapping

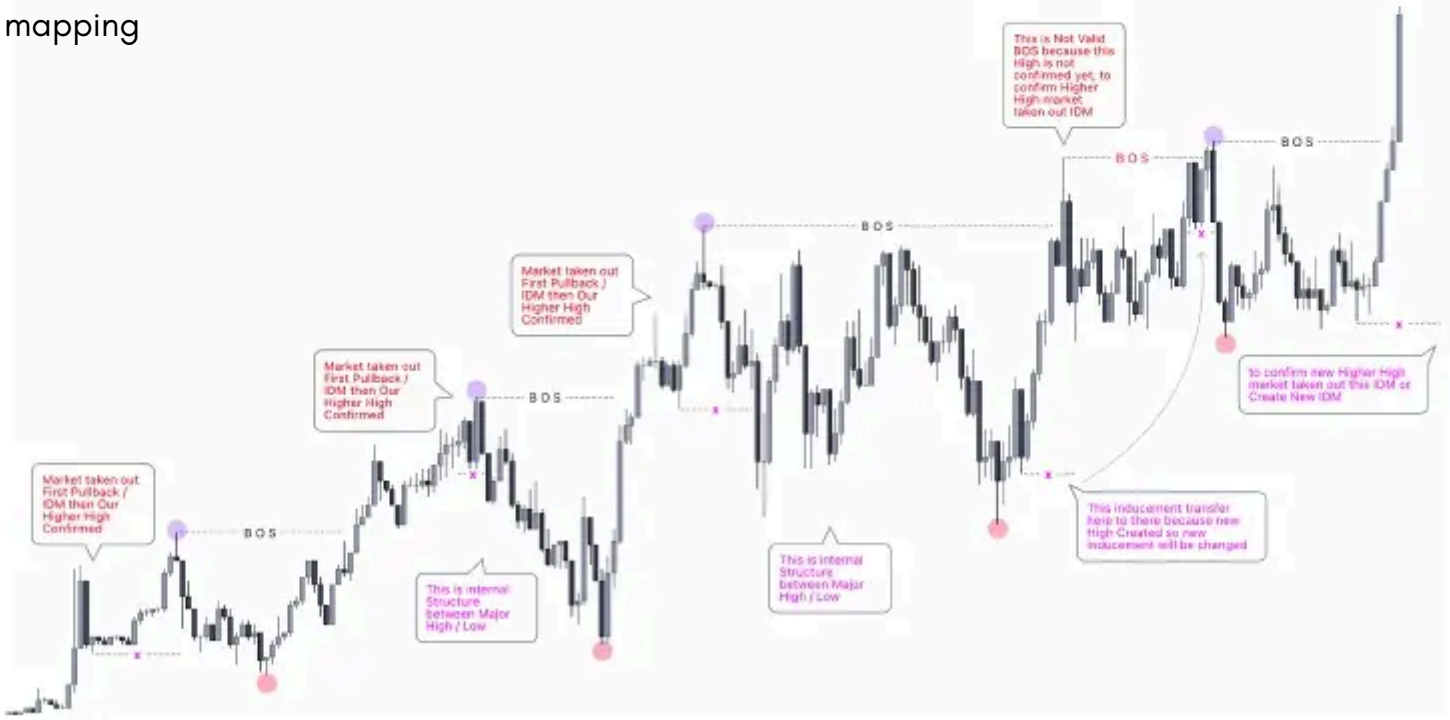


Bullish Structure Mapping




Bearish Structure Mapping



All Right Reserve © 2023

# IMBALANCE / FVG

Price generally drop sharply or Push Higher in unhealthy Way then market try to pullback to fill imbalance . There are different different name Fair Value Gap / Imbalance / inefficient Price Action . Generally we use in During POI & Order Block Marking .You Can understand like this below examples .




## Bearish / Bullish Imbalance






All Right Reserve © 2023

these are Given examples to find extreme imbalance Because most of the time Fill imbalance its not necessary to fill every time because there are lots of different factor to fill imbalance on specific point . imbalance mainly use during entry time to Find POI and Order Block .








All Right Reserve © 2023

# ORDER FLOW

Order Flow basically you can easily understand like this Last Buying move before drop thats is called Bearish Order Flow and same thing in Bullish Market that Last selling Move Before the Buy thats is Called Bullish Order Flow . Lets Understand more Clearly by Given Examples .







## Bearish / Bullish Order Flow









All Right Reserve © 2023

# ORDER BLOCK

Order Block is main Part in Smart Money Concept during entries . Order Block means where Smart Traders Entered for buys and sells . to mark any Bullish / Bearish Order Block Price must be proper imbalance and taken out Prev Candle High Low to confirm Order Block .Now we are going to discuss in more details that how we can identify and trade it. price generally react from Decesional Order Block or Extreme Order block .







## Order Block identificatrion

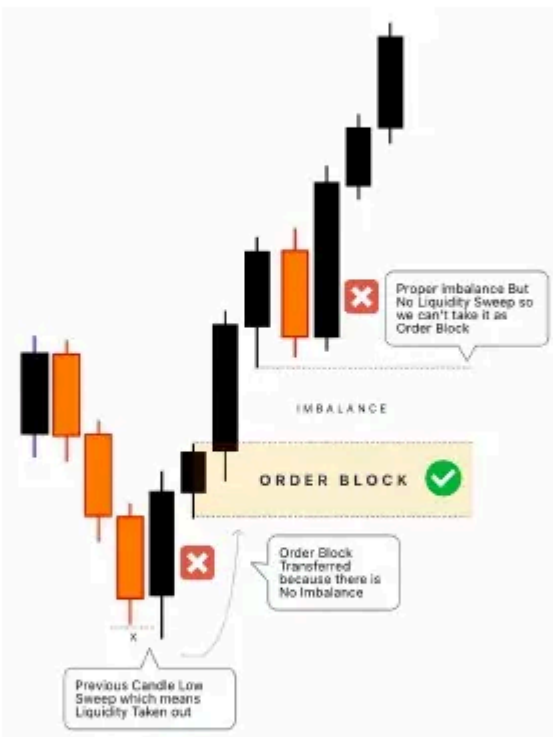


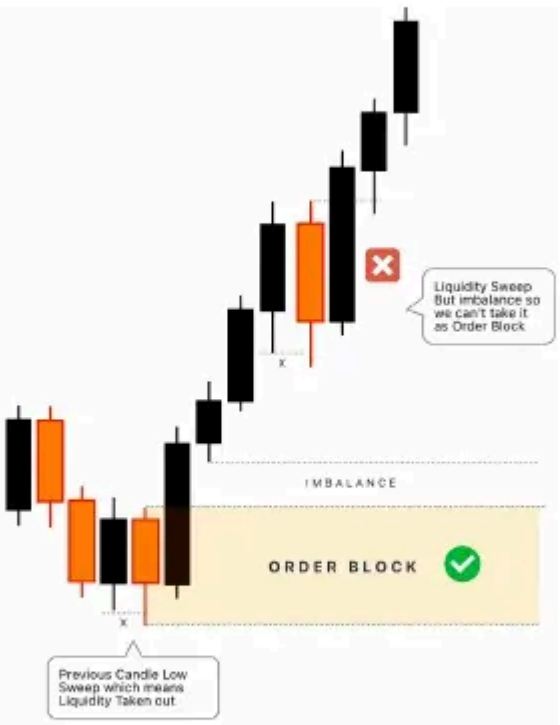



All Right Reserve © 2023

Now you can understand more better clearly that how things actually work in order Block , to mark oder Block Proper imbalance and Liquidity Sweep Order Block .in upcoming chapters we 'll discuss Entries Parts in more details . these are just examples to identify valid OB .




Bearish Order Block




Bullish Order Block


All Right Reserve © 2023

# IFC CANDLE

institutional Funding candle is Big Part in SMC to identify POI . When Price taken out any major Swing High or Low and also session major high low taken out that's called IFC . Basically IFC Candle mean which taken out all major StopLoss and then React from Top/ Bottom for Reversal . after taken out Liquidity you can buy or sell in LTF Confirmation . One more thing you need to understand IFC Candle colors doesn't impact and candle closing also you can use in some cases ( if Price already tap on any Other HTF POI ) . Now you can understand More Better Below Given Charts Explanations .




## institutional Funding Candle

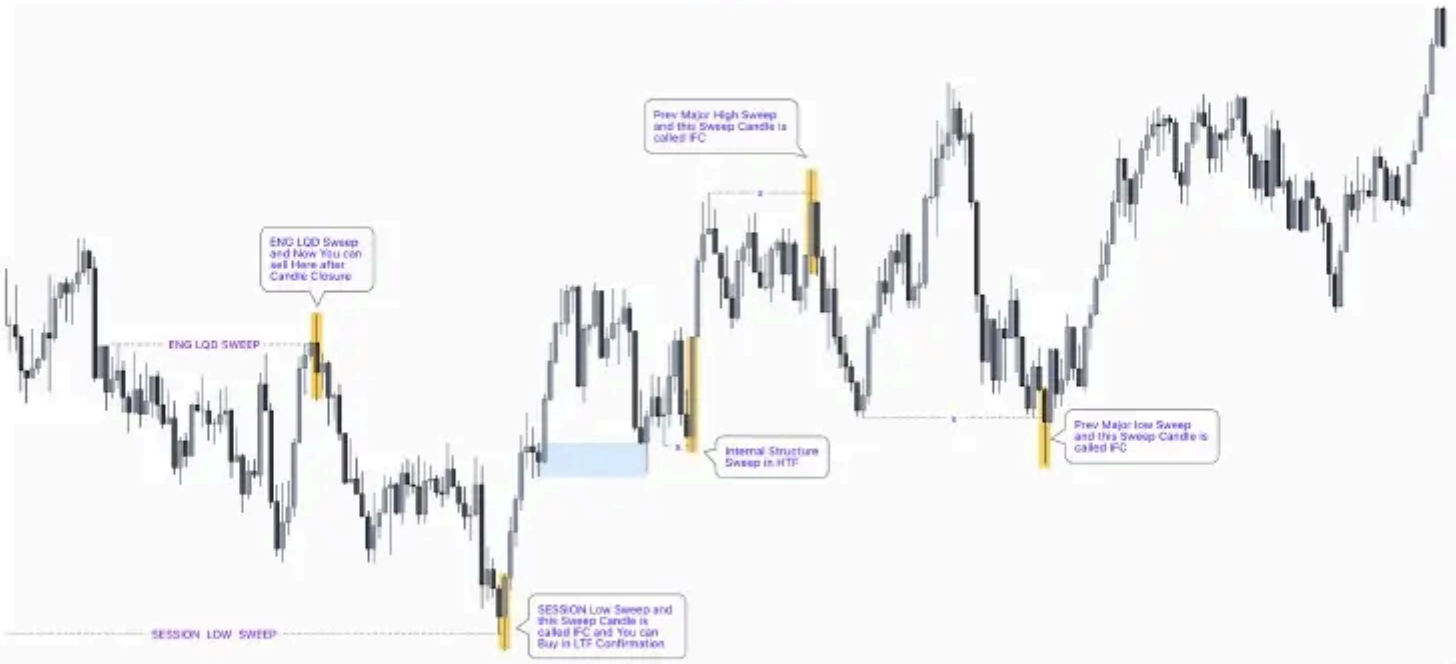



All Right Reserve © 2023

# RETAIL LIQUIDITY

Majority of the traders trade based on Retail Pattern Like Trendline,Patterns,Indicators and Support & Resistance . this is Biggest Reason to manipulate Retail Patterns because Smart Money Traders ( BANKS & INST ) trade against traders . Now i am going to explain here that how traders think and then what happend after that .




## Support & Resistance / EQH / EQL





All Right Reserve © 2023

Trendline are big part in Retailers trading method , When you are Looking for Buy or sell after trendline broken then you need to wait for proper setup as per SMC . when Price Broke upside then think about sell setup and if price broke downside then think about Buyside as per SMC , But you need to remember some SMC Based Criteria not only based on Trendline. these given examples will help you a lot to understand things that how Trendline Traps.




## Trendline and Breakout Liquidity





All Right Reserve © 2023

# SMART MONEY TRAP

Lots of Smart Money Traders usually trade Based on Structure and Order Block but in Reality Order Block is Not SMC . Order Block just additional Confirmation for buy or sell . when you look any order Block then dont trade blindly  you have to wait for inducement or Liquidity sweep Clear Confirmation before buy sell on Order block . Let see how it work .




## Smart Money Trap

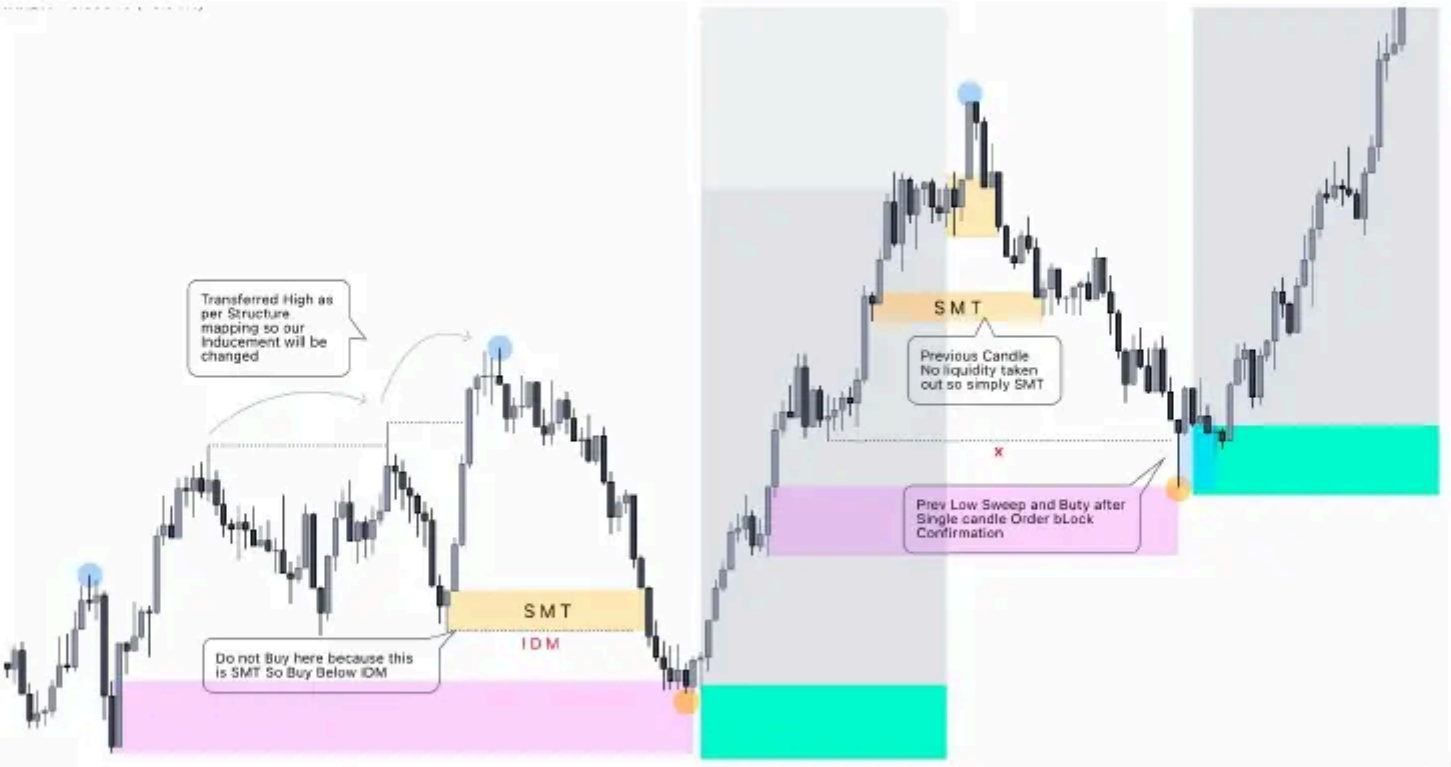


@trading_hub_

All Right Reserve © 2023

tradinghubsmc.com

# SESSION LIQUIDITY

Time and Price are important part in Smart Money Concept when Market taken out any Session High Low then market gives a reversal move to the upside or downside . because Every Session High / Low act Like Liquidity , in a day at least one session will be manipulate . if ASIAN + LONDON are continuation then New York gives you Reversal Move . if ASIAN Low Swept then LODON and NY will do continuation . Now Lets understand by few Examples .




## Session Liquidity identification

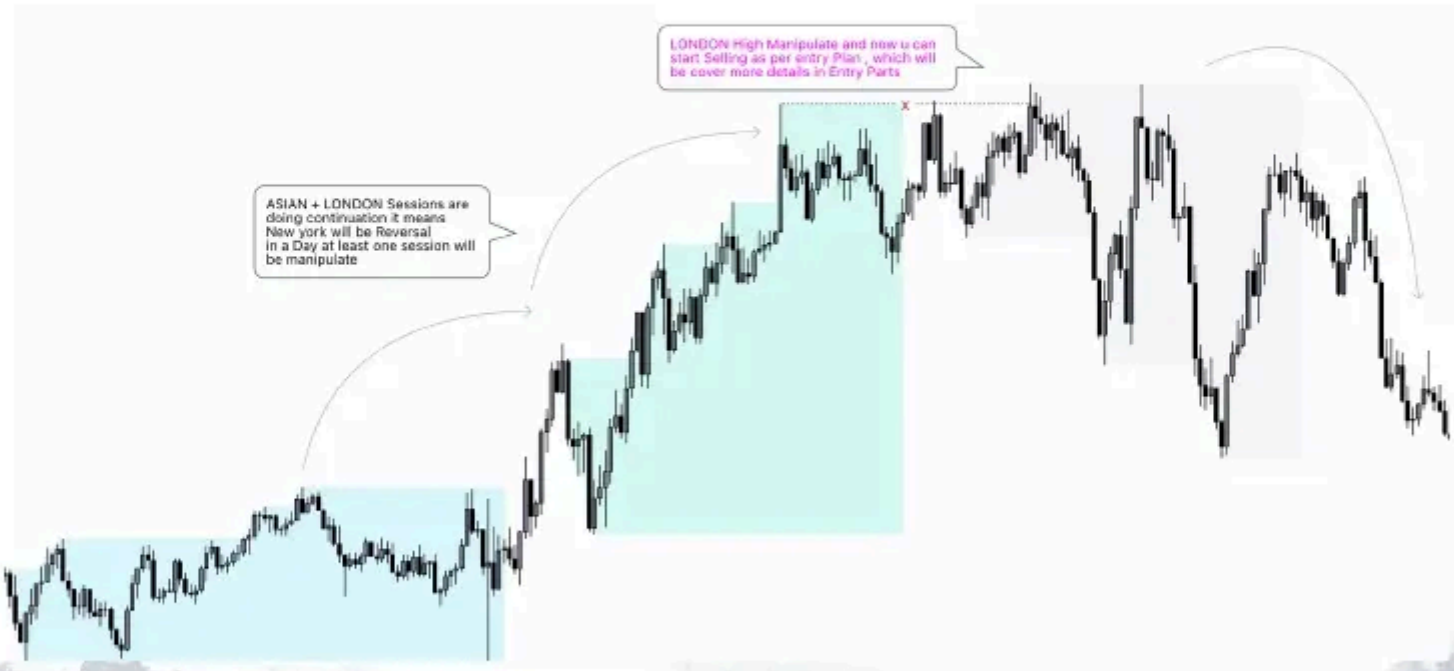



All Right Reserve © 2023

Every Session High Low act like Liquidity because most of the traders they Put the Buy or Sell stop order below or above session High , Market need Liquidity to Push Higher or Lower and these types of Orders act like Fuel . How you Can Trade like this setups. I'll explain more better in Entry types Topic . these are few More examples about Session Liquidity .

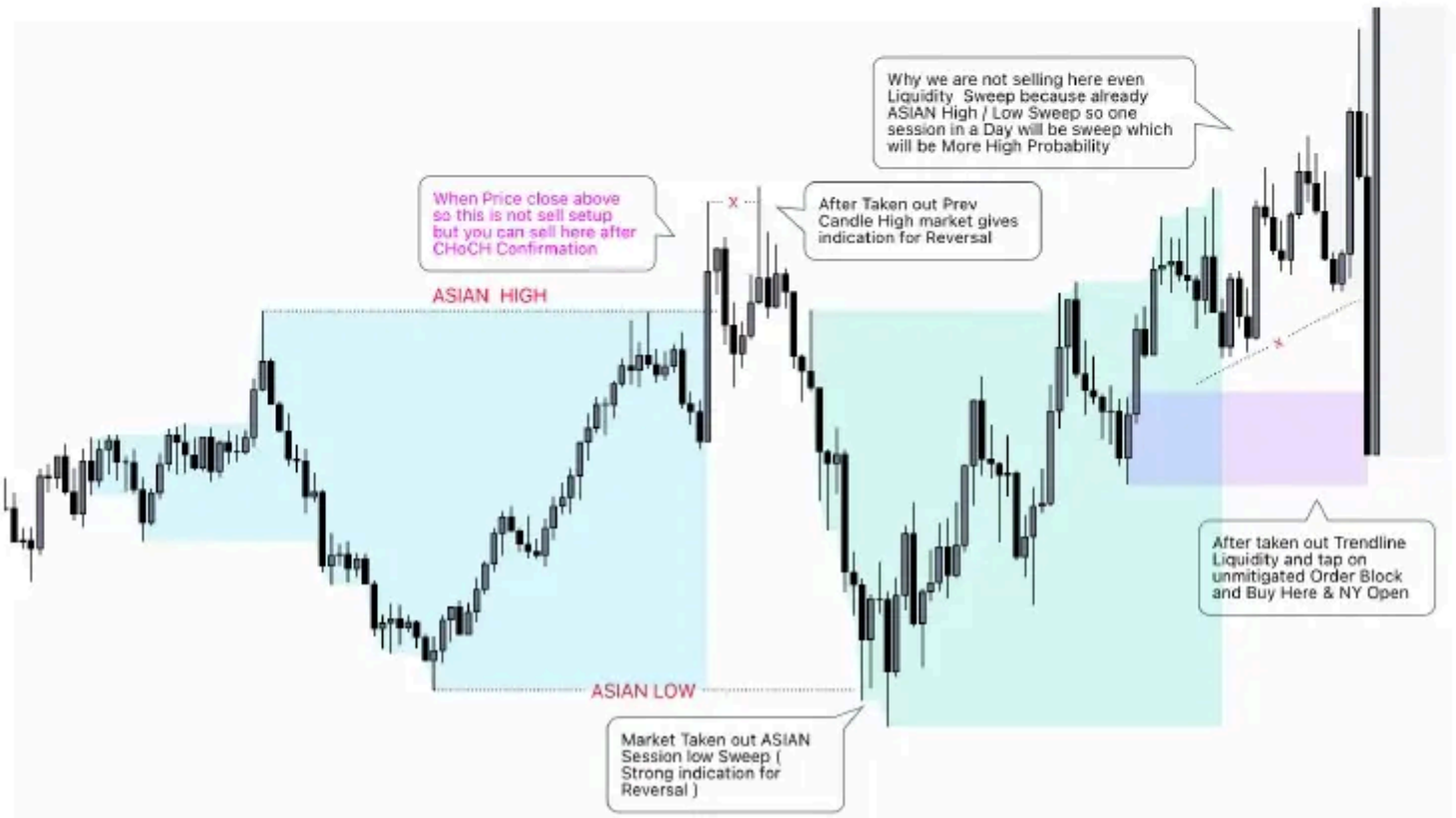


## Session Liquidity identification

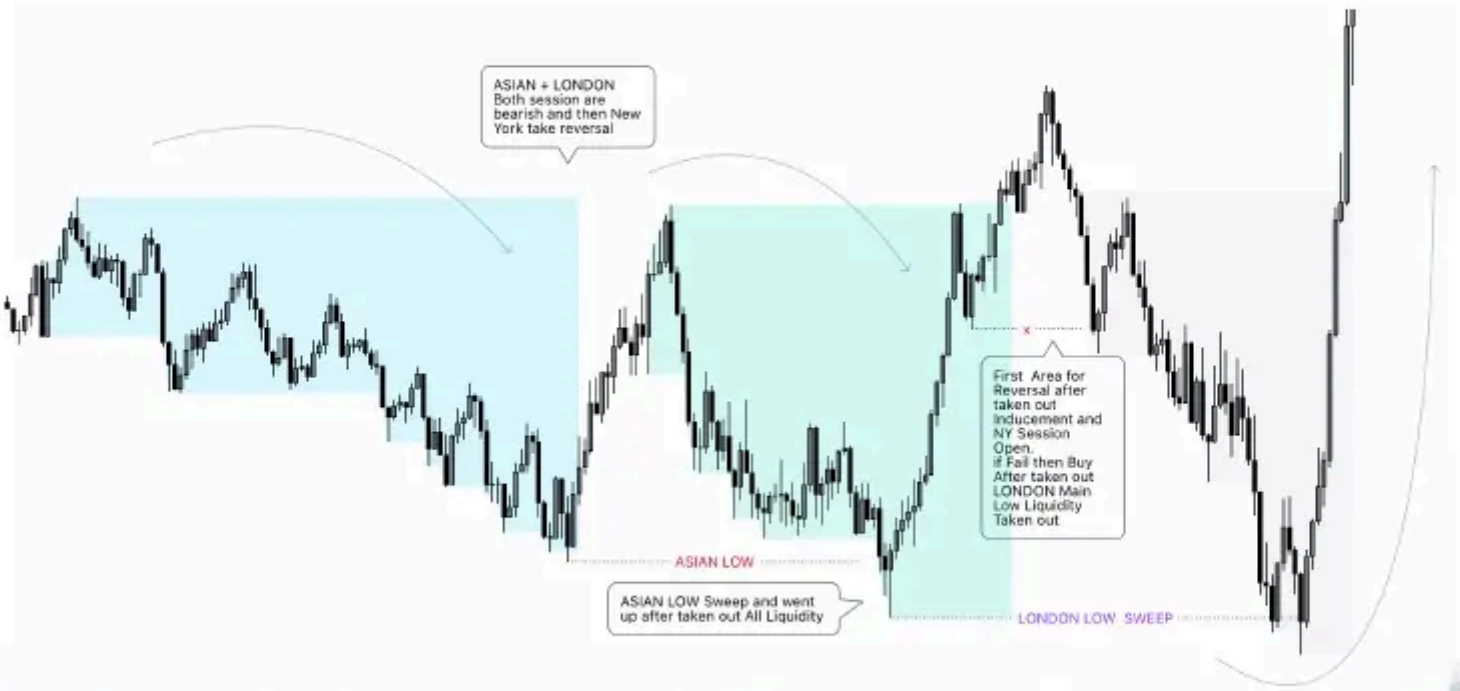




All Right Reserve © 2023

# DAILY CANDLE LIQUIDITY

Prev Day Candle High / low act Like Daily Liquidity reason are simple and similar as Session Liquidity because most of the traders buying on breakout . When Market break prev candle low then most of the traders trying to sell after break previous low . same things happen in Bullish side . When Market is bearish then taken out prev Day High which is High Probability sell and Buy for short term in Bearish Market . Same thing happened in Bullish Market . after taken out Liquidity you have to switch into M15 CHoCH For confirmation . I'll Explain more better in Entries Parts . Now you can understand more better clear that How you can identify Daily Liquidity .

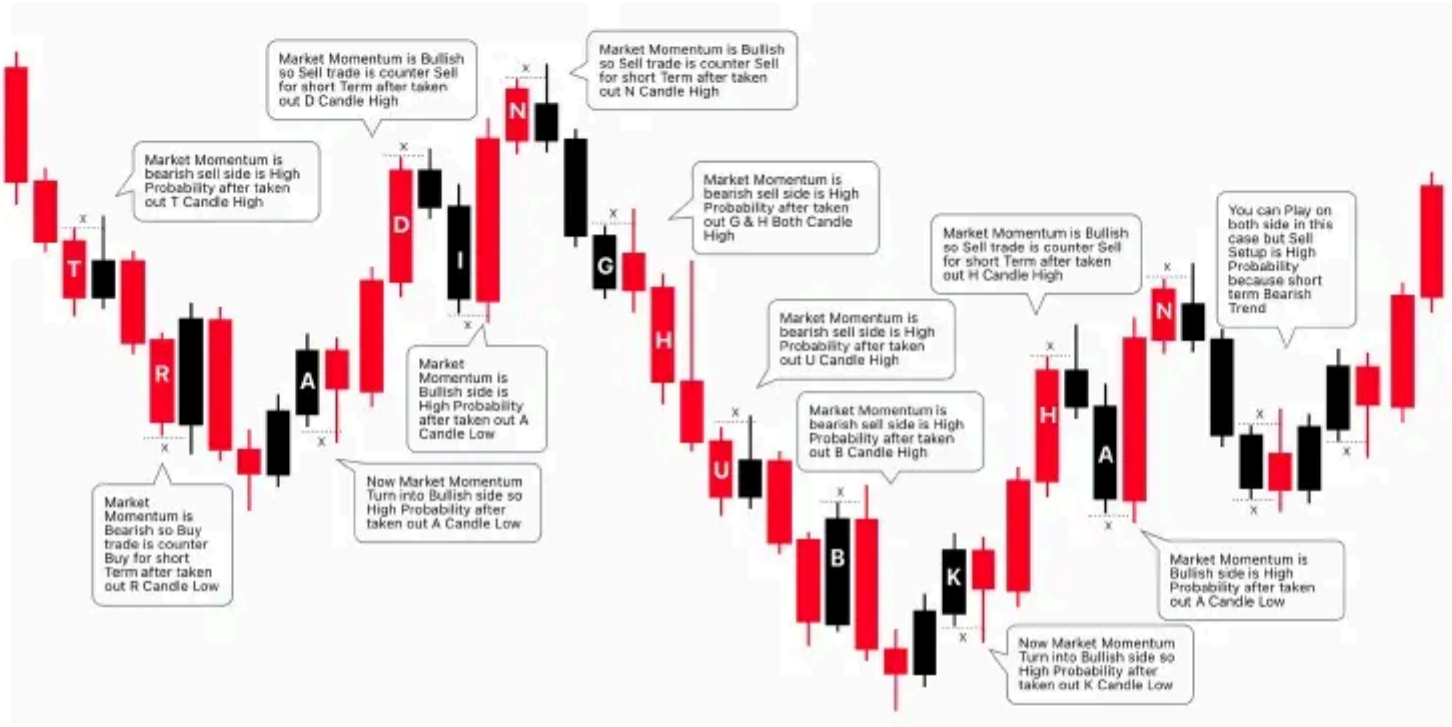


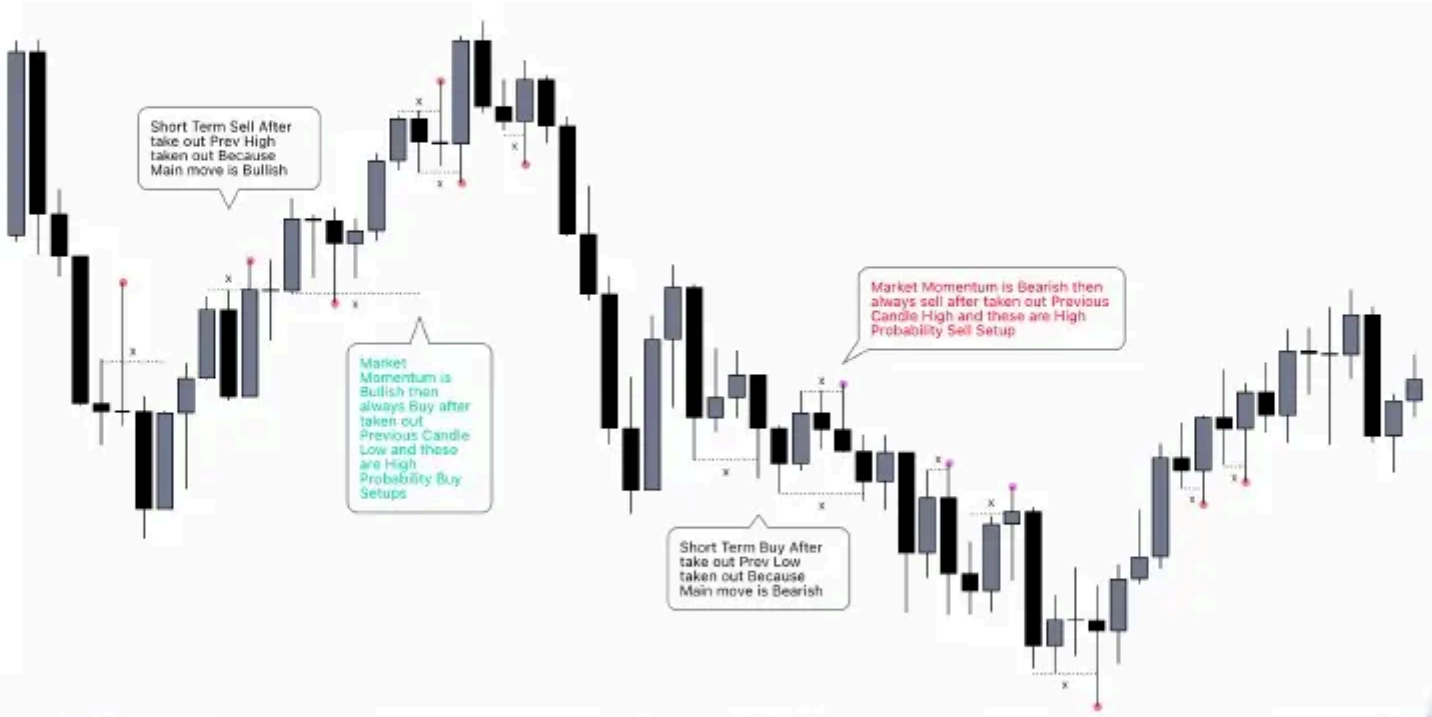



All Right Reserve © 2023

# POI IDENTIFICATION

An specific areas where you can take risk for buy and sell thats called Price Of Interest . there are different Different Types POI Session High Low which act like Liquidity But How you can identify which Liquidity we can use as a POI . Order Block also use as a POI and inducement and Liquidity . Now i am going to explain here that how many types POI work in smart Money concept and how you can identify , Lets Understand By Given Few Examples .

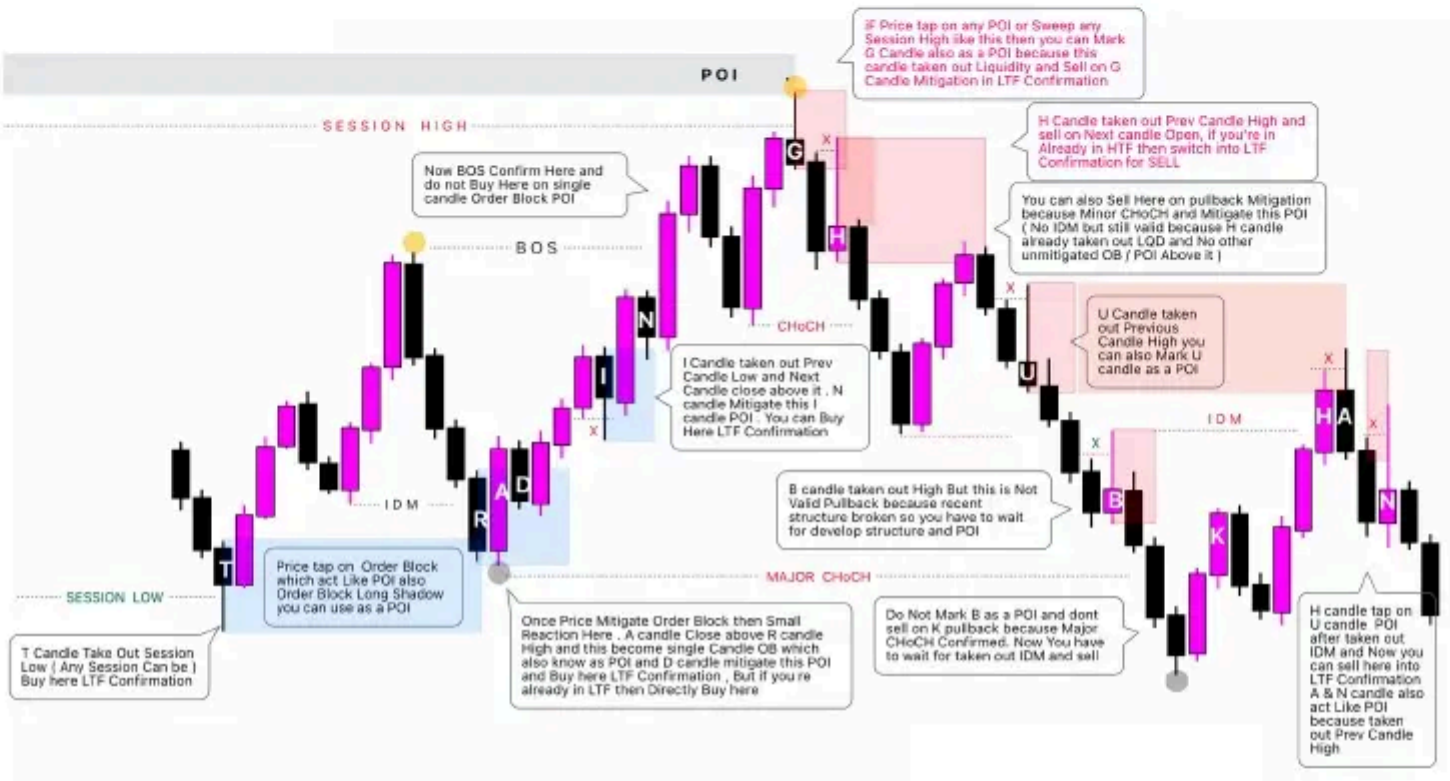






All Right Reserve © 2023

# MULTIPLE TIME FRAME

Multiple time frame analysis mostly we use to identify structure, trend , entry criterias and different different time frame depend on different types of trading style and different types of markets Like Forex , Crypto , Stock , indices , synthetics and more . You have to use 2 Time frame as a Day Trader . First I am going to show you **FOREX** Example.

**HTF - M15**




**LTF - M1**






All Right Reserve © 2023

This is CRYPTO Market example BTC USDT and you can take any currency Pair , I used H1 as a Higher Time Frame as per Day trader and Same time frame H1 you can take in Forex Market then you should use M5 LTF For confirmation .

## HTF - M15




## LTF - M1






All Right Reserve © 2023

Now this is BANK NIFTY / STOCK Chart to show you that how you can trade in Multiple Time Frame . First identify POI in HTF which 2 way to identify POI . 1st one is buy or sell after taken out PDL / PDH and switch into LTF M5 for Buy/Sell confirmation . because Stock Market open for some specific time Only . so we don't need to use M15 H1 as a Day trader perspective as we do in Forex Crypto . so we should follow PDH / PDL to mark HTF POI and second is M5 HTF POI and M1 For entry BUT if you're following M5 as a HTF Then Mostly cases you'll see entry in M1 Single candle mitigation based . so this is Example that how you can Trade as per PDH/PDL Higher Time Frame POI .

## HTF - PDL/PDH / M5




## LTF - M1

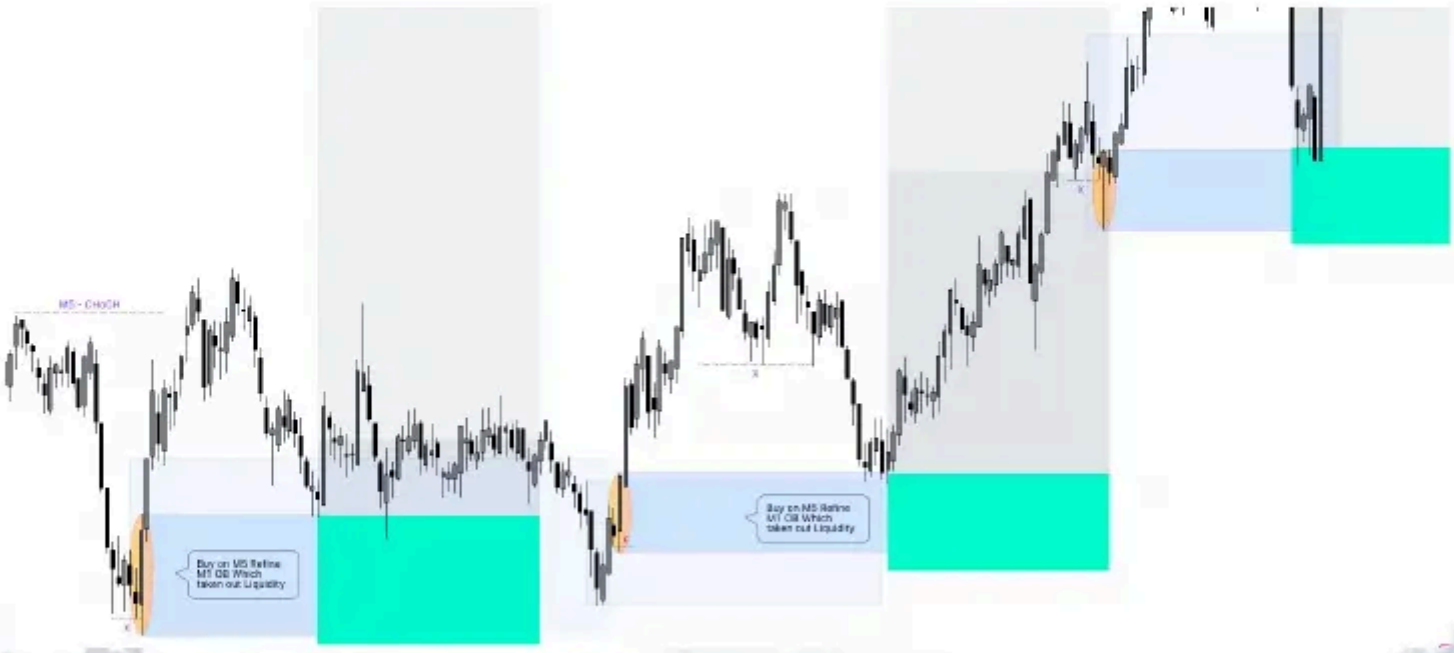



All Right Reserve © 2023

# ENTRY TYPES EXPLANATION

Everything is correct in each strategy  but main part is that how we should play on POI . Now i am going to explain here all Major High Probability entry Types . that how you can take Decision in Lower time confirmation to reduce Risk and maximize your Profit . There are different different types of Entry Module Like CHoCH / BOS / FLiP / Single Candle Mitigation Entries . Let see What Happen in Lower time frame during entries  .

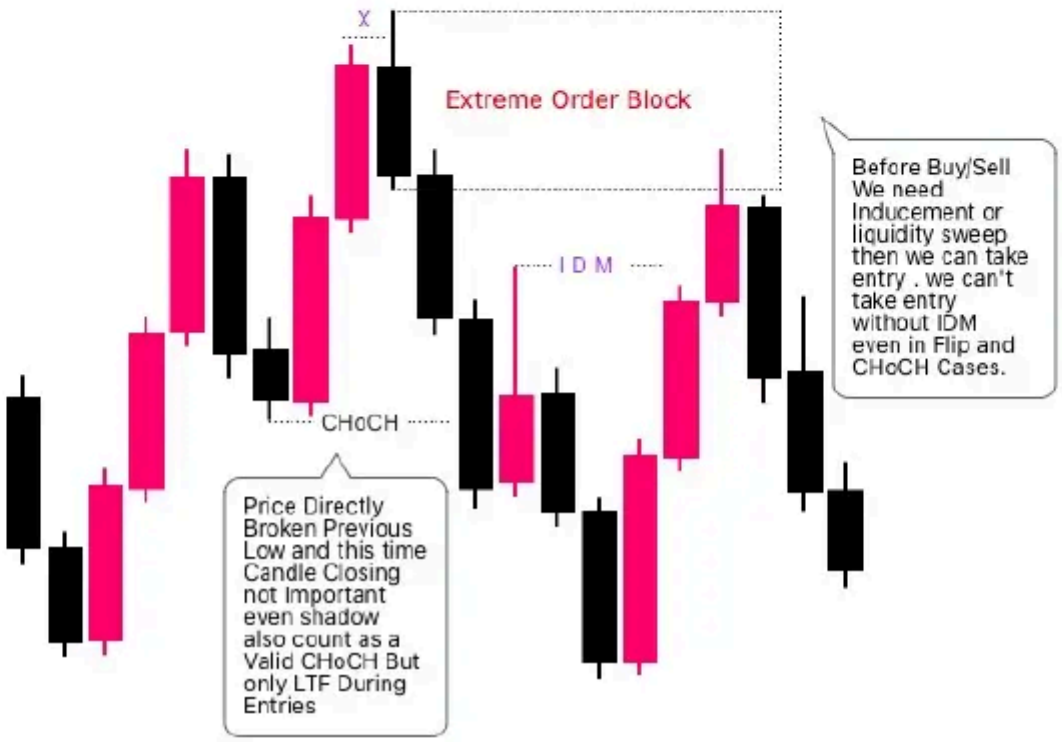


## CHoCH with IDM  Entry Module






All Right Reserve © 2023

Flip Entry Module are very common and powerful method in smart money concept . when Price tap on HTF Supply Zone then you have to switch into Lower time frame as per our Multiple Time Frame correlation . You have to switch into LTF and wait for confirmation if price not break directly prev recent high / low as a CHoCH and take some small pullback on Order Block and not able to hold OB and failed . so this process is called Flip when Demand convert into supply D2S or Supply Convert into Demand S2D . Lets understand by given diagram and Example .

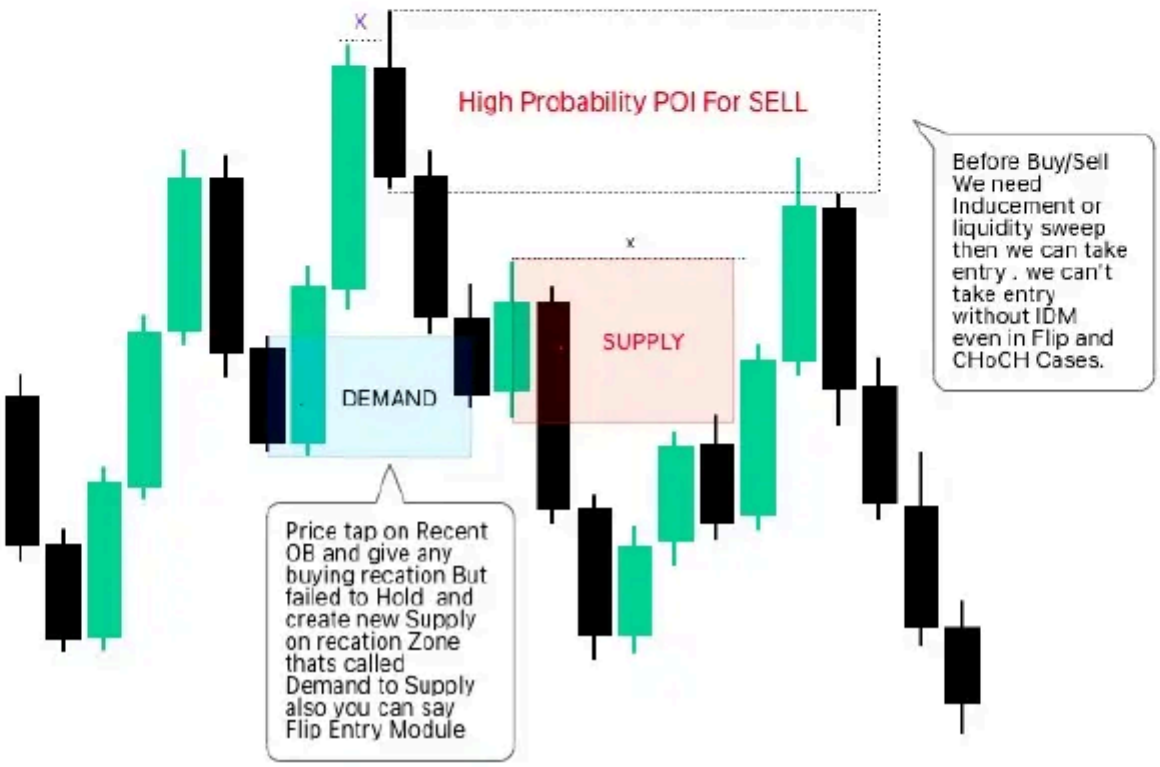


# FLiP with IDM Entry Module




@trading_hub_

All Right Reserve © 2023

tradinghubsmc.com

CHoCH is first indication for reversal and you'll see two type entry during Change of character first one is CHoCH with inducement and second entry CHoCH Without inducement in this case no need inducement structure just sweep the previous low / High and we can enter as per our entry module and same thing applicable in bullish and bearish condition. lets understand by given diagrams and examples .

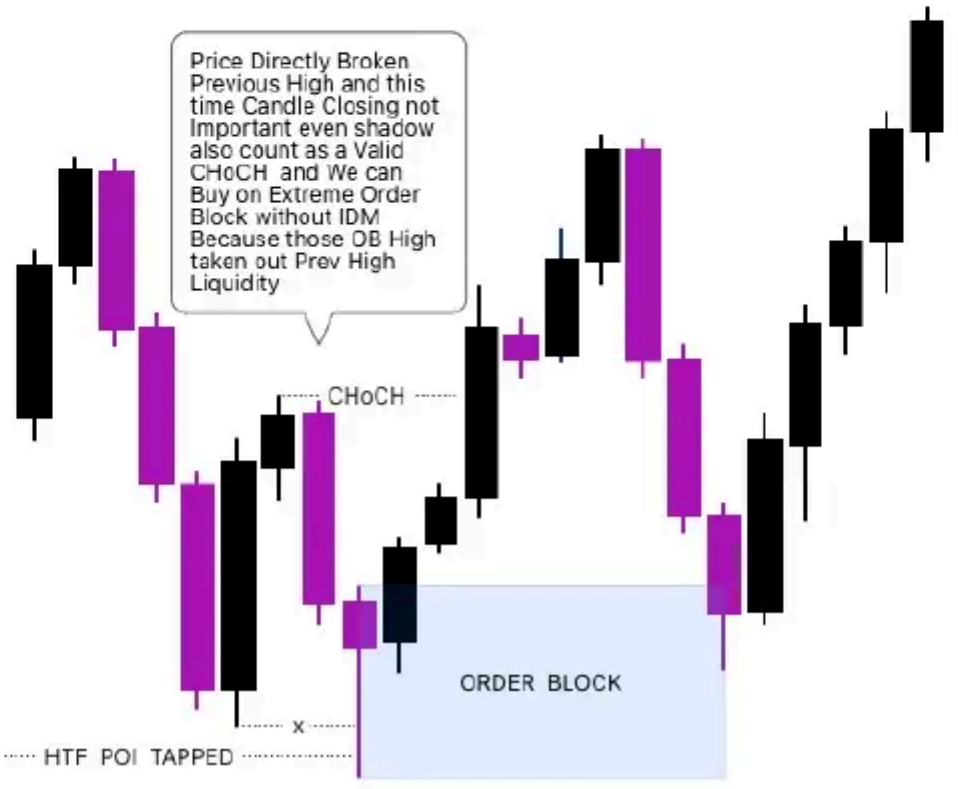


## CHoCH without IDM  Entry Module




@trading_hub_

All Right Reserve © 2023

tradinghubsmc.com

When Price tap on Higher time frame POI and give small reaction in terms of structure and recet Order Block and give small reaction and failed to hold supply and finally break and create new demand / OB then you have to wait for IDM or Demand sweep for buy confirmation because liquidity is important . after taken out Liquidity we can Buy / Sell Here .

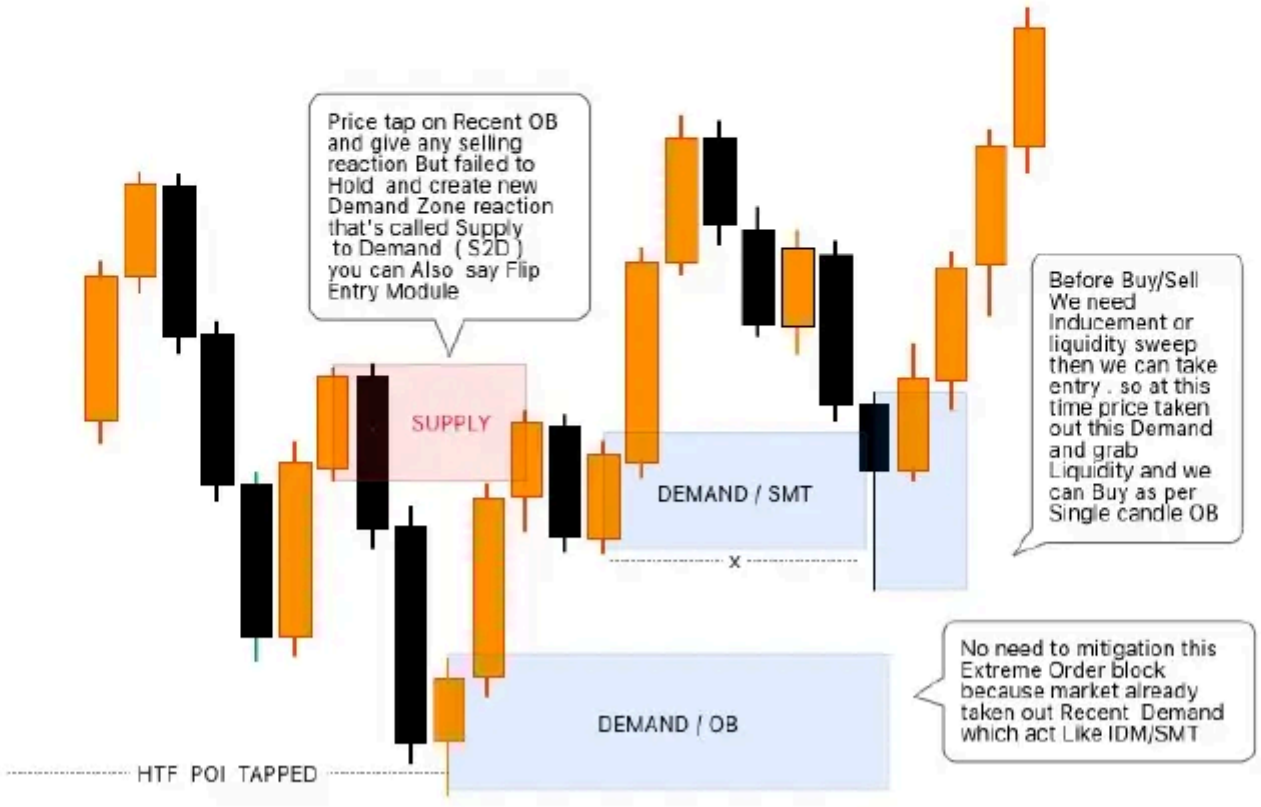


## FLiP without IDM Entry Module

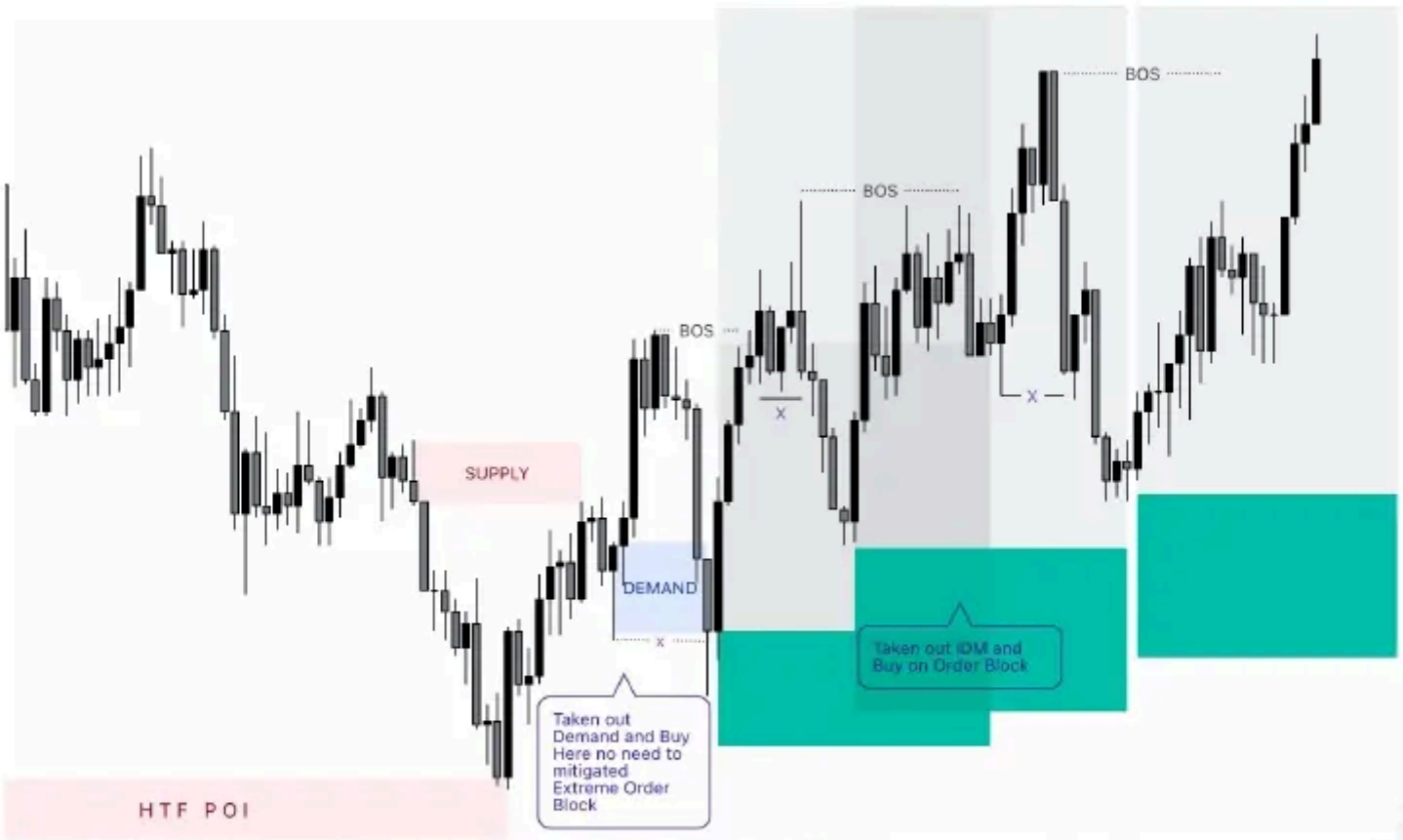



All Right Reserve © 2023

if you don't know that how do scale you're Winner and cut your'e losses then SMC not for you .Single candle mitigation is very Powerful way to add multiple entries in you're winside . single candle mitigation and sweep entries are similar . single candle mitigation not use everywhere you have to identify POI when you can add entries  like this , Now i am going to explaining here That how and where you can trade trade using sweep and single candle mitigation.

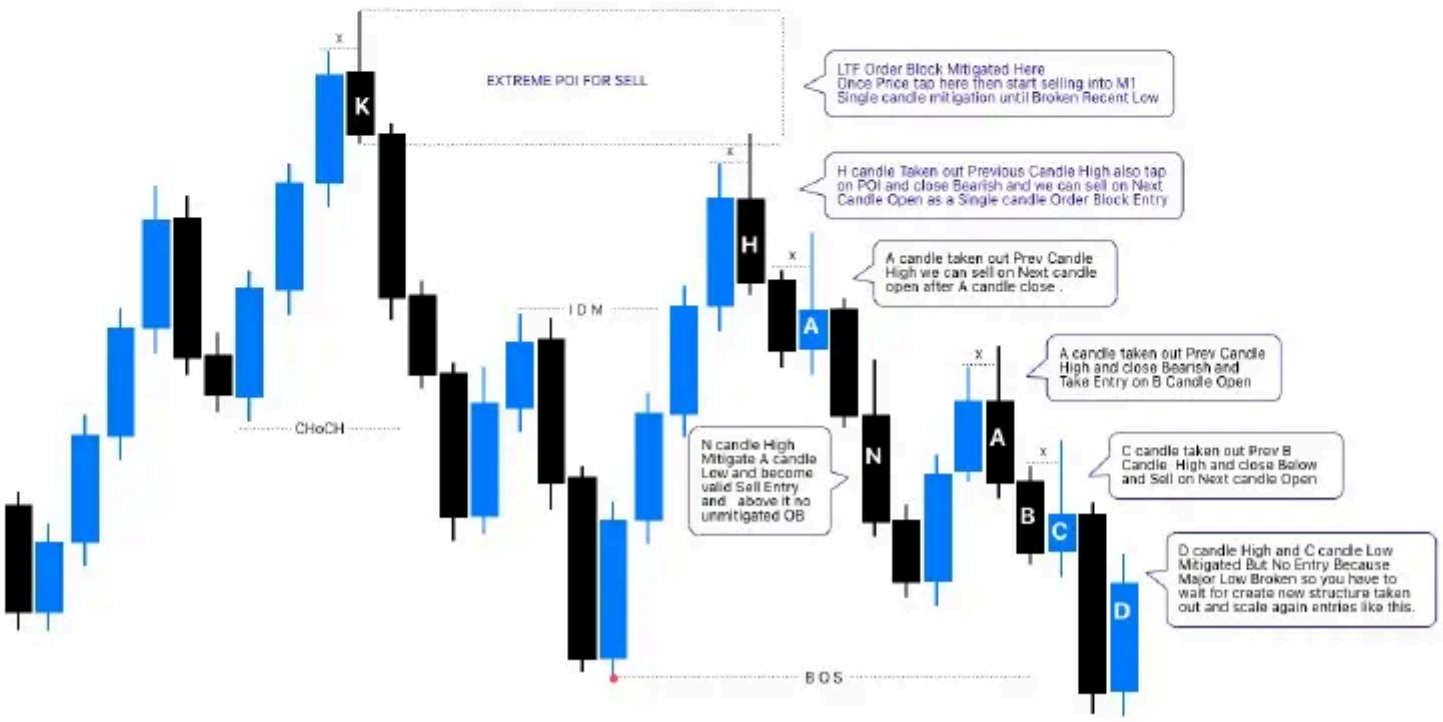


## Single Candle Mitigation Entry




@trading_hub_

All Right Reserve © 2023

tradinghubsmc.com

Sweep and Single candle mitigation mostly work on similar Liquidity . Taken out Major High and Low thats is called Liquidity Sweep and Taken our Prev Candle High and Low that's called Single Candle Mitigation Entry . and You can also take entry on single candle Order Block based . Price must be tap on LTF POI then you can take Single candle Mitigation entry.

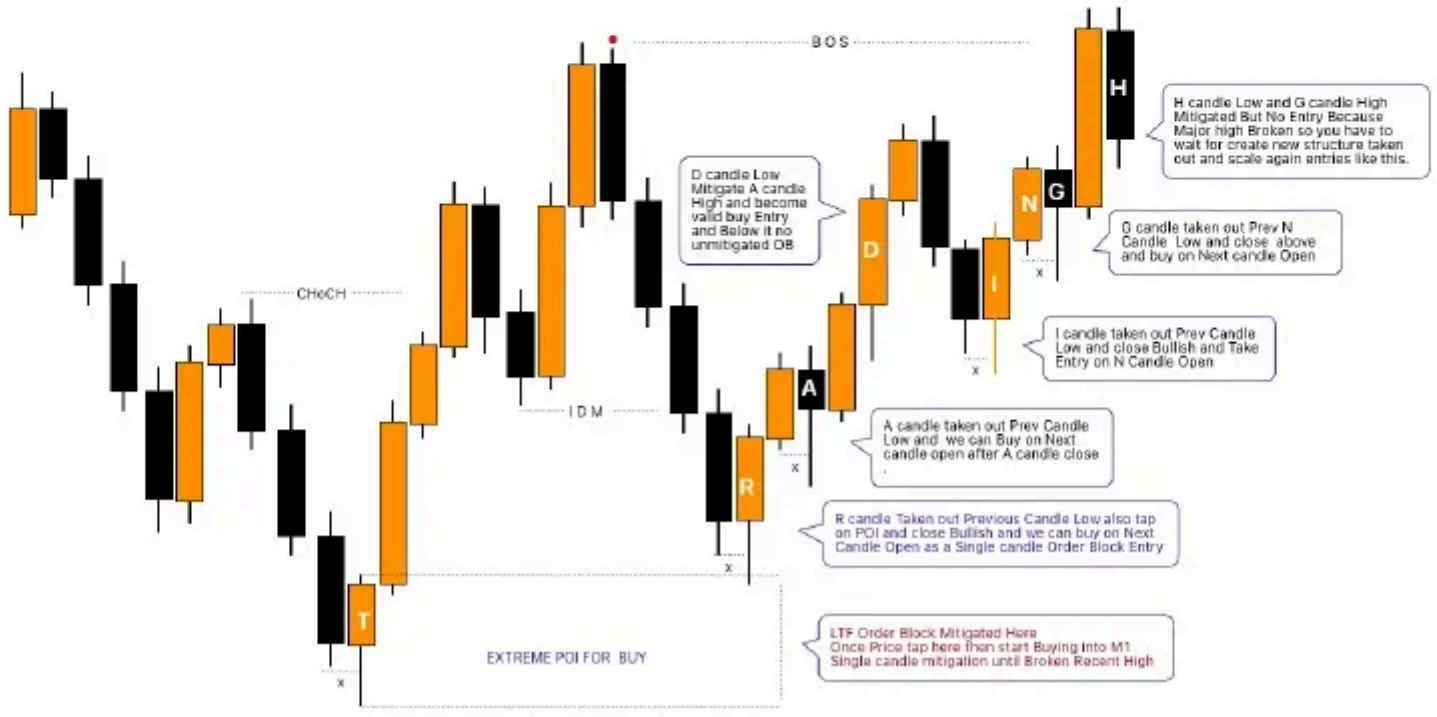


## Single Candle Mitigation Entry




@trading_hub_

All Right Reserve © 2023

tradinghubsmc.com

When you start play on both side move major and minor thats is Ping Pong Entries . These types of entries are really toughest because few peoples can think in both side and main thing to take action for buy and sell BUT I'll make you some easy to understand things which will help you a lot to understand that where and when you should enter ot not . if you don't like to play both side then you can leave or avoid because it's not means that only Ping Pong traders can make money only. majority focus on you're strong side , for example me I like to trade SHORT (Sell ) Market . Majority of the time i Sell Market and few times I bought .to trade ping Pong first you have to identify your POI and reaction Zone / POI / Point . when market tap on your POI then identify on which level can market react and how you'll react if same thing happen as you planned . lets understand by few examples below .

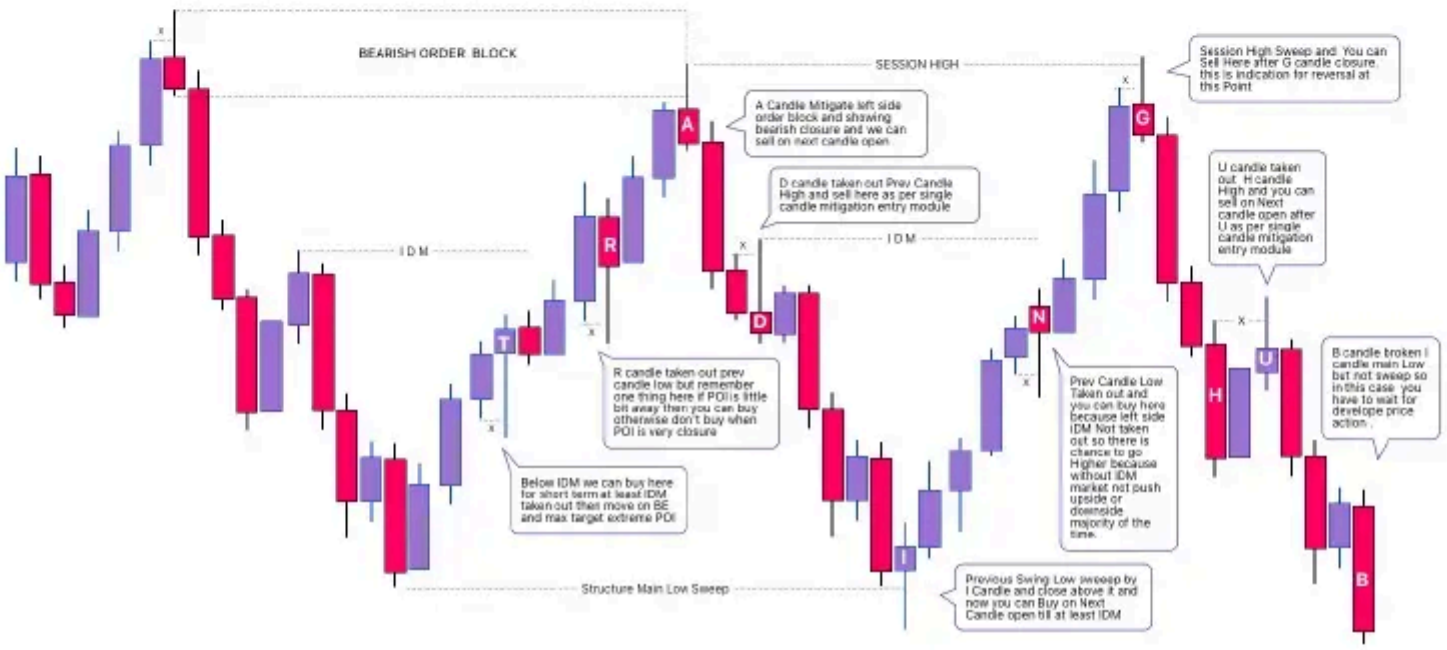


## Ping Pong Entries Explanation




@trading_hub_

All Right Reserve © 2023

tradinghubsmc.com

Always remember 2 things during Entries to identify Ping Pong, First things identify structure and if structure is bearish then always Buy on Demand or Prev Low Sweep and this buy will be short term Buy . if price tap on Supply or sweep any session high then hold for Longer run and sell in LTF Confirmation. same rules will be applicable in Bullish market if market taken out High then then sell for short term and Buy when price taken out Low or tap on demand . this Buy will be High Probability Buy .








All Right Reserve © 2023

# RISK MANAGEMENT

Trading is game of probability then you should take risk as per your capital and own capacity there are no holy grail strategy , you have to think in Both side first think about Risk which you are taking in a trade dont think about profit . when you focus on managing risk then profit will be automatic . Lots of people do wrong side focus on profit only and start imagine in profit only they forgot about risk management because it's all about probability game so think about both side Probability . You should always take trade with proper risk management when you have own Self Live account then take 1%-2% Max in a single trade and if you have Funded account then take  0.25 - 1% risk on each trade . when trade move as per your direction then first focus on protecting your Stop Loss . when market break recent High Low then move your stop loss on Breakeven and don't try to caught 1:30-50RR because most of the traders are doing brainwash on social media to shown you big RR but in reality 1:5 -1:10 are very excellent Risk Reward , you don't need to go achieve Big RR . Focus on protecting what you have and wait for High probability Entry .

Do not trade emotionally otherwise you can't make money , trade emotionless and always trade on High Probability POI don't trade everywhere , Patience is Big Parts to trade so wait for it and Enter when everything is fine as per plan .

Self Account Risk Per Trade  1-2%
Funded Account Risk Per Trade  0.25 - 1%

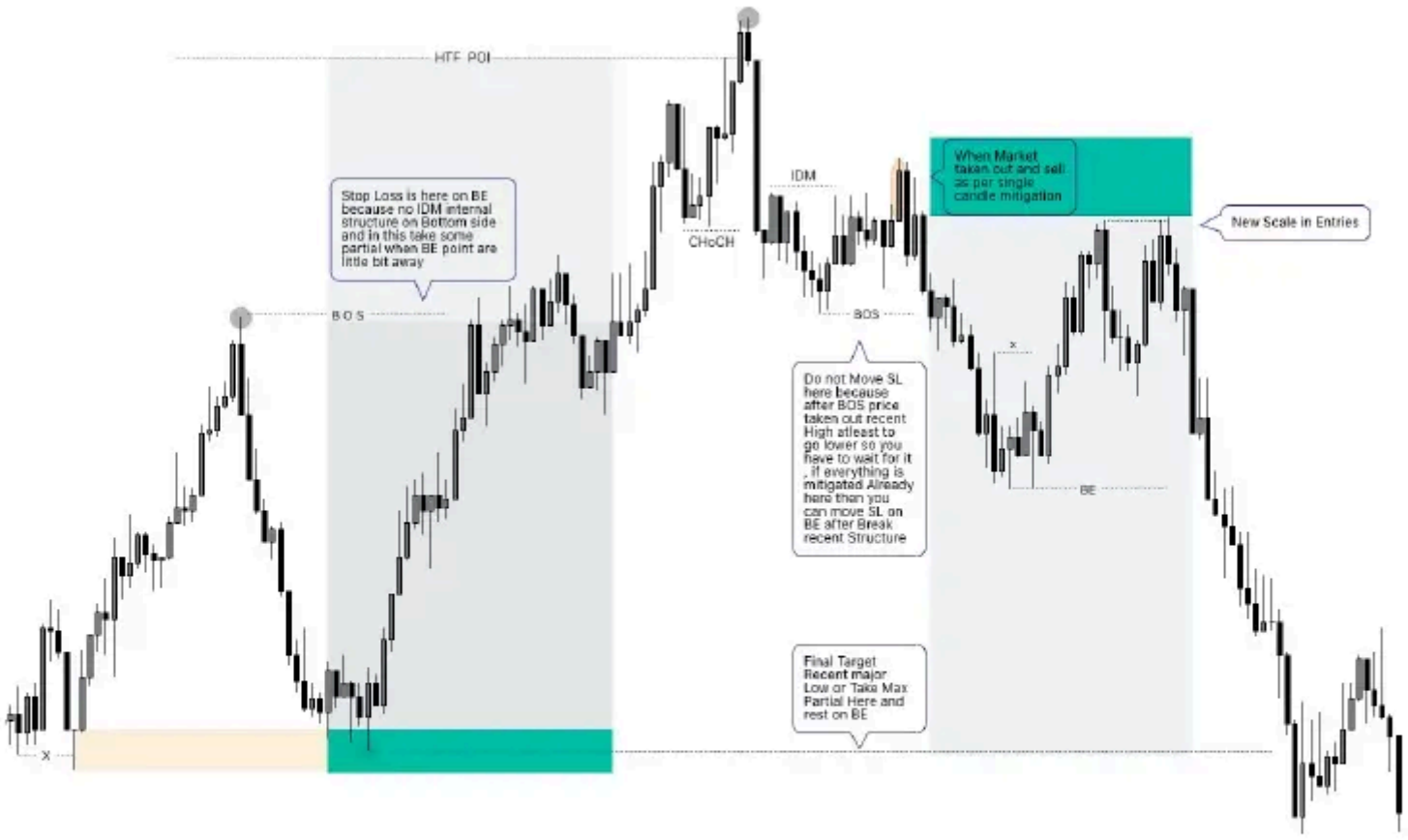



All Right Reserve © 2023

# THANK YOU

Thank You so much studying High Quality Education Ebook this is Game Changer if possible try to read again and again you'll learn new things every time . I Hope this is Turning point in your trading Career and will be Very Helpful to you.

I Have all legal right of this ebook if someone try to do any misuse reselling , copy cut paste or chart copying modification by editing the legal action action will be taken against him . if you think someone is doing this , then you can contact below , this will save the book from being misused . this is for You're Learning to Boost your trading skill .



Your Feedback is Really important for me . What you have learned and what do you wanna suggest to others who's struggling in Smart Money Concept .Please share your Honest Review on telegram or Post on instagram story and tag @trading_hub_

@trading_hub_ @hubtrading @TradingHub

- Identify Liquidity or Become Liquidity
- When you evolve emotion then Loss involve in you're Capital.
- Structure + Spot the Liquidity = High Probability Entry

Mr.KHAN ( Founder of TRADING HUB / LOGIC TRADING)


All Right Reserve © 2023

## TRADING HUB 3.0

You just learned the manual way.

# Now let JUKA do it automatically.




- Auto structure mapping — BOS / CHoCH / Inducement
- Order Blocks, Liquidity Sweeps and Fair Value Gaps
- No repaint — confirmed structure never redraws

**JUKA — Smart Money Structure Indicator**

**Try JUKA FREE for 3 days**

Message @hotayxanhvn on Telegram — no card required

**$60 lifetime access**

invite-only on TheFreeChat or TradingView

**$99 one-time — full Pine Script source code**

**tradinghubsmc.com/juka**

Telegram: @hotayxanhvn